

ECN	REV	DESCRIPTION	DATE	APPROVED

Part number GL25- 9 T P -20 S

Model:Indicates the HR25 Series

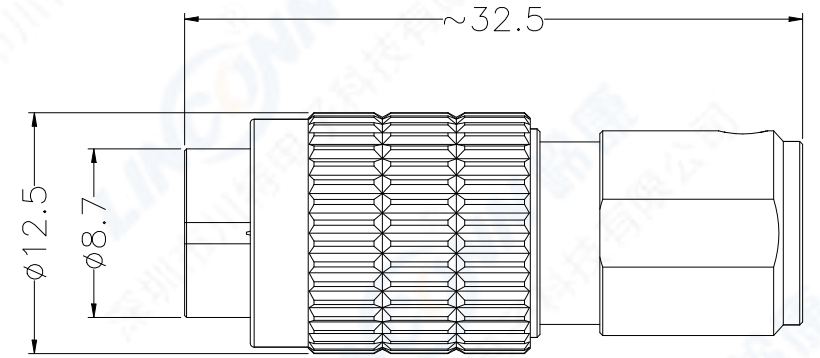
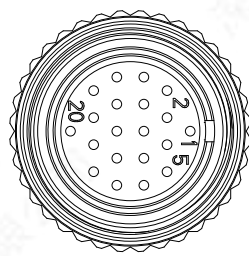
Shell size:Indicates the outer diameter of the engaging portion of the Plug

Classification of lock mechanism:Indicated as described below
T:Screw lock system No symbol:Push-pull lock system

Classification of shell P:Plug J:Jack R:Receptacle

Number of contacts

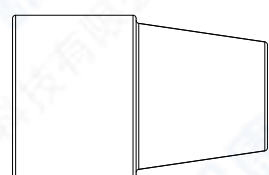
Form of contacts:As described below
P:Male contacts S:Female contacts



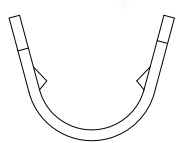
Shell size	9 size		
Contact arrangement			
NO. of pins	12	16	20
Withstand voltage	100V AC for 1minute		
Current capacity	1A		
Contact resistance	30mΩ		

8	护套/Bushing: PTE Black
7	线夹/Collet:黄铜/Brass
6	螺丝/Screw:碳钢发黑/Steel black
5	母针/Female pin: 磷铜镀金/Phosphor copper,gold plated
4	绝缘体/Insulator:PA66+GF, Black
3	插头/Plug shell :黄铜镀镍/Brass Nickel Plated
2	外壳/Body:黄铜镀镍/Brass Nickel Plated
1	螺纹外壳/Nut shell:黄铜镀镍/Brass Nickel Plated
ITEM	SPECIFICATION

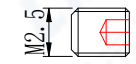
附件/Accessories



护套/Bushing



线夹/Collet



螺丝/Screw

	SCALE	TOLERANCES ARE:		TITLE: Plug(Solder type)	
	F	DECIMALES	ANGLES		
SHEET	DIMENSION	APPROVALS	DATE	PART NO. GL25-9TP-xxS	
1 OF 1	MM	APPROVED:		REV. *	
DWG NO.	REV.	CHECKED:		 Linconn Elc Tech Co.,LTD	
GL25	A0	CHECKED:			
		DRAWN: pengsen	06/01/2020		