

ECN	REV	DESCRIPTION	DATE	APPROVED

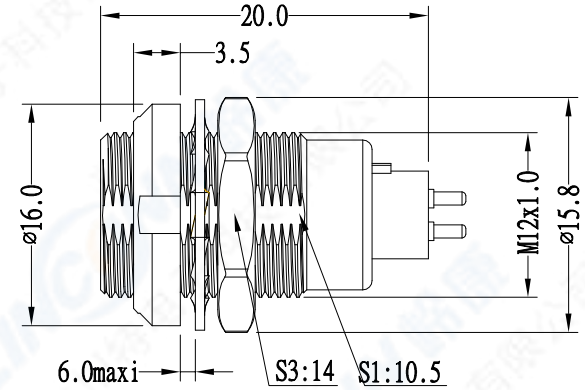
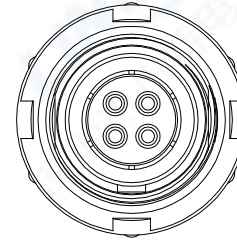
1) 1B系列推拉自锁连接器简介

1B series connectors provide the following main features:

- security of the Push-Pull self-latching system -multipole types 2 to 16 contacts
- solder, crimp or print contacts (straight or elbow) -high packing density for space savings
- multiple key options to avoid cross mating -keying system ($\langle G \rangle$key standard) of similar connectors for connector alignment
- 360°screening for full EMC shielding.

2) 技术特性/Technical Characteristics

使用环境/Environment: 室内/Indoor
 接口密封/Ingress protection: IP50
 温度等级/Rated Temperature: -25°, +150°
 寿命/Durability: >500 mate/unmate cycles
 盐雾/Corrosion Resistance: Salt spray test>144h

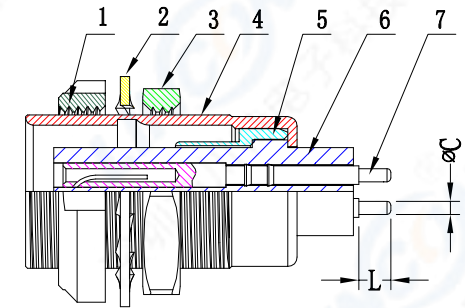


3) 编码原则/Part Number

固定式插座/Fixed socket TLZCG 1B 304 C L N



	302/303/304/305/306/308	310/314/316
L	3.2	3.5
C	0.7	0.5

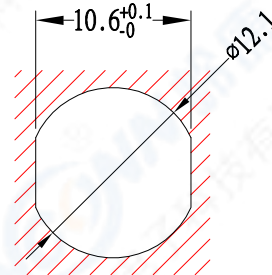


4) 编码说明/Part number example

定位销/Key System (I)

KEY LAYOUT	键位/Key Type	G	A	B	C	D	E	F	J	K	L
	键位/Key	1	2	2	2	2	2	2	2	2	2
	外壳型号/Type	TLZCG	TLZCA	TLZCB	TLZCC	TLZCD	TLZCE	TLZCF	TLZCJ	TLZCK	TLZCL
	角度/Angle	0°	30°	60°	90°	135°	145°	155°	45°	70°	80°
			α			β			γ		

5) 面板开孔尺寸/Hole Size



针数/Pin Number (II)

系列/Series	302	303	304	305	306	307	308	310	314	316
孔位排列/Pin Number										
导体直径/Pin size	1.3mm	1.3mm	0.9mm	0.9mm	0.7mm	0.7mm	0.7mm	0.5mm	0.5mm	0.5mm
适配线缆/Conductor size	20AWG	20AWG	22AWG	22AWG	22AWG	22AWG	22AWG	28AWG	28AWG	28AWG
额定电流/Rated current	15A	12A	10A	9A	7A	7A	5A	2.5A	2.0A	1.5A

7	母芯/Pin: 磷铜镀金/Phosphor copper, Gold plated
6	绝缘体/Insulator: PPS
5	接地环/Earthing crown: 黄铜镀镍/Brass, Nickel plated
4	外壳/Outer shell: 黄铜镀铬/Brass, Chrome plated
3	六角螺母/Hexagonal nut: 黄铜镀镍/Brass, Nickel plated
2	垫圈/Locking washer: SUS 301
1	开槽螺母/Notched nut: 黄铜镀铬/Brass, Chrome plated
序号 ITEM	名称 & 规格/Name & DESCRIPTION

	SCALE	TOLERANCES ARE:	
	F	DECIMALES	ANGLES
SHEET	DIMENSION	APPROVALS	DATE
1 OF 1	MM	APPROVED:	
DWG NO.	REV.	CHECKED:	
TLZCG1B	A0	CHECKED:	
		DRAWN: pengsen	26/02/2020

TITLE: 固定式插座/Fixed socket
 PART NO. TLZCG 1B 304 CLN
 REV. *

LINCONN Linconn Elec Tech Co., LTD