

1. 芯数/NO. of contacts

系列/Series	303	304	305	306	308	312	317
Pin 排列/Pin Assignment PCB 孔位/PCB Layout (Front View)							
导体直径/Pin size	1.0mm	1.0mm	1.0mm	0.8mm	0.8mm	0.6mm	0.6mm
额定电压/Rated voltage	250V	250V	60V	30V	30V	30V	30V
额定电流/Rated current	4A	4A	4A	2A	2A	1.0A	1.0A

2. 绝缘体型号/Insulator Coded

Coded	A	B	D
型号			

3. 编码原则/Part Number

固定式插座/Fixed socket M12H 9 304 D F N 0 S

主型号/Type _____

面板孔/Panel Cut-Out: M12x1.0 _____

针数/Pin Number: 4Pin _____

绝缘体型号/Insulator coded: A, B, D _____

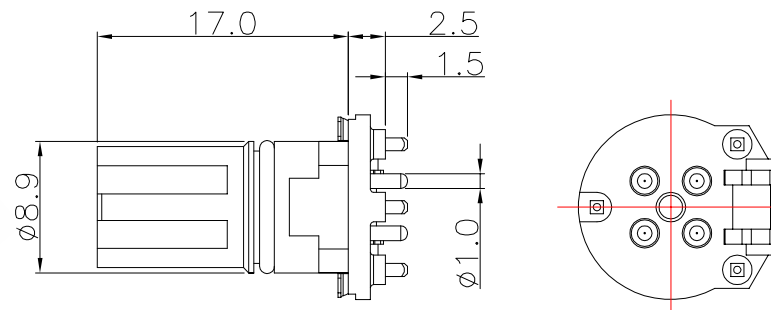
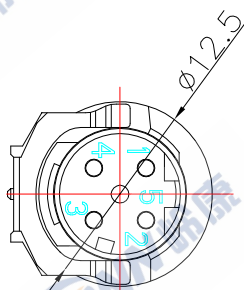
绝缘体类型/Insulator type: F=Female _____

针类型/Sold Type: PCB L180° _____

外壳/ACCESSORIES: S=Shell/带外壳 0=NO/不带外壳 _____

屏蔽/SHIELDED: S=Shield/带屏蔽 0=NO/不带屏蔽 _____

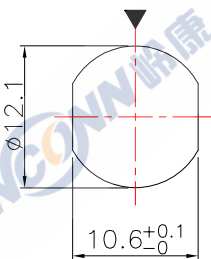
"▼" Insulator key



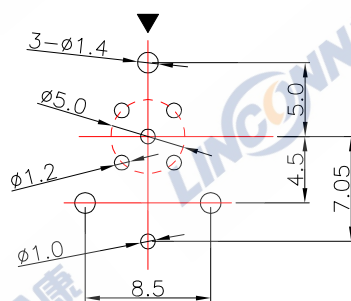
4. 技术特性/Technical Characteristics

1. 寿命/Durability: >100 mate/unmate cycles
2. Pin接触电阻/ Pin Contact Resistance: ≤5 mΩ
3. 绝缘电阻/Insulation Resistance: ≥ 100 MΩ
4. 温度等级/Rated Temperature: -40°C, +80°C
5. 盐雾/Corrosion Resistance: Salt spray test, >48h
6. 防水等级/Waterproof: IP67

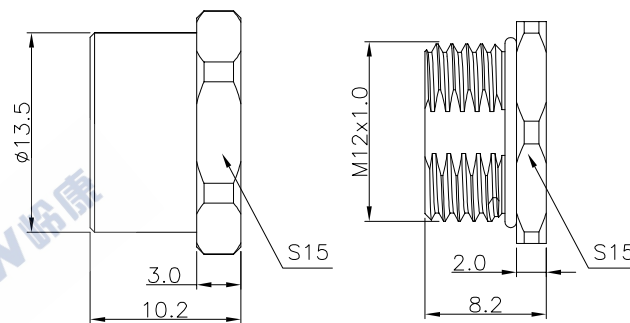
面板开孔
RECOMMENDED PANEL CUT-OUT



PCB 开孔尺寸/PCB LAYOUT



ACCESSORIES Panel mounting base(optional)



4	外壳/Outer Shell: 黄铜镀镍/Brass, Nickel plated
3	针芯/PIN: 铜合金镀金/Copper, gold plating
2	密封圈/O-RING: Rubber
1	绝缘体/Insulator: PA BLACK
序号ITEM	名称 & 规格/Name & Description

SHEET	SCALE	TOLERANCES ARE: DECIMALES · X± 0.2 · XX± 0.1	APPROVALS	DATE	TITLE: M12 female socket
	F				
1 OF 1	DIMENSION				PART NO. M12H9304DFN0S
DWG NO.	REV.				REV. *
	A0				
			CHECKED:		
			DRAWN: pengsen	09/04/2021	